

**MINUTES OF THE
BOARD OF PARK COMMISSIONERS
OF THE
CLEVELAND METROPOLITAN PARK DISTRICT
JULY 15, 2021**

The Board of Park Commissioners met on this date, Thursday, July 15, 2021, 8:00 a.m., at the Board's office, 4101 Fulton Parkway, Cleveland, Ohio.

The roll call showed President Dan T. Moore, Vice President Debra K. Berry, and Vice President Bruce G. Rinker to be present. It was determined there was a quorum. Chief Executive Officer, Brian M. Zimmerman, Chief Financial Officer, William Chorba, and Sr. Assistant Legal Counsel & Director of Real Estate, Kyle G. Baker, were also in attendance.

APPROVAL OF MINUTES.

No. 21-07-088: It was moved by Vice President Rinker, seconded by Vice President Berry and carried, to approve the minutes from the Regular Meeting of June 17, 2021, which were previously submitted to the members of the Board, and by them read.

Vote on the motion was as follows:

Ayes: Ms. Berry, Messrs. Moore and Rinker.

Nays: None.

No. 21-07-089: It was moved by Vice President Berry, seconded by President Moore and carried, to approve the minutes from the Emergency Meeting of July 2, 2021, which were previously submitted to the members of the Board, and by them read.

Vote on the motion was as follows:

Ayes: Ms. Berry and Mr. Moore.

Abstained: Mr. Rinker.

Nays: None.

FINANCIAL REPORT.

Chief Financial Officer, William Chorba, presented a Comparative Summary of Revenues & Expenditures 2021 vs. 2020 Year-To-Date, for the Month Ended June 30, Schedule of Accounts Receivable, Encumbrances and Investments Placed, as found on pages 93996 to 94003 and they were filed for audit.

ACTION ITEMS.

- (a) ***Swearing in of Patrol Officers***
(Originating Source: *Katherine M. Dolan, Chief of Police*)

Kara A. Ditch

Kara Ditch joins the Cleveland Metroparks Police Department after graduating from Polaris Police Academy as the class Sergeant. Kara has a bachelor's degree in Criminal Justice from Ohio Northern University. Kara most recently worked part time with Cleveland Metroparks in park maintenance.

James P. Moore

James Moore joins the Cleveland Metroparks Police Department after graduating from Lorain Community College Police Academy, during which he won the "Top Driver Award." James has an associate degree from Lorain Community College and recently held a part time police officer position with Huron PD.

No. 21-07-090: It was moved by Vice President Rinker, seconded by Vice President Berry and carried, to appoint Kara A. Ditch and James P. Moore as full-time police officers for Cleveland Metroparks as authorized by Section 1545.13 of the Ohio Revised Code.

Vote on the motion was as follows:

Ayes: Ms. Berry, Messrs. Moore and Rinker.

Nays: None.

ACTION ITEMS (cont.)

(b) 2021 Budget Adjustment No. 7

(Originating Sources: William Chorba, Chief Financial Officer/Brian M. Zimmerman, Chief Executive Officer)

The following amendments are requested for Board approval:

| CLEVELAND METROPARKS Appropriation Summary - 2021 | | | | | | | |
|--|-------------------------------|-----------------|-------------------------|----------------|-------------------------------|---------------------------------|----------------|
| Object Code | Object Description | Original Budget | | | Total Prior Budget Amendments | Proposed Amendment #7 7/15/2021 | Total |
| | | Baseline Budget | Carry Over Encumbrances | Total | | | |
| OPERATING | | | | | | | |
| 51 | Salaries | \$ 52,784,380 | \$ - | \$ 52,784,380 | \$ 76,628 | \$ 13,000 A | \$ 52,874,008 |
| 52 | Employee Fringe Benefits | 18,361,727 | 254,848 | 18,616,575 | 65,847 | - | 18,682,422 |
| 53 | Contractual Services | 14,829,987 | 3,414,251 | 18,244,238 | 86,689 | 93,815 B | 18,424,742 |
| 54 | Office Operations | 23,481,866 | 3,850,870 | 27,332,736 | 347,725 | 315,524 C | 27,995,985 |
| | Operating Subtotal | 109,457,960 | 7,519,969 | 116,977,929 | 576,889 | 422,339 | 117,977,157 |
| CAPITAL | | | | | | | |
| 571 | Capital Labor | 835,000 | - | 835,000 | - | - | 835,000 |
| 572 | Capital Construction Expenses | 20,180,409 | 10,198,670 | 30,379,079 | 7,800,494 | 1,280,244 D | 39,459,817 |
| 574 | Capital Equipment | 2,749,394 | 671,636 | 3,421,030 | 89,072 | 110,120 E | 3,620,222 |
| 575 | Zoo Animals | 45,000 | 5,973 | 50,973 | - | - | 50,973 |
| 576 | Land | 1,855,900 | 33,555 | 1,889,455 | (305,500) | 861,000 F | 2,444,955 |
| | Capital Subtotal | 25,665,703 | 10,909,834 | 36,575,537 | 7,584,066 | 2,251,364 | 46,410,967 |
| TOTALS | | | | | | | |
| Grand totals | | \$ 135,123,663 | \$ 18,429,803 | \$ 153,553,466 | \$ 8,160,955 | \$ 2,673,703 | \$ 164,388,124 |

An explanation of adjustments, by category, can be found on pages **94004** to **94006**. The net effect of all adjustments is an increase of \$2,673,703, which is funded by increased revenue, donations, grants, or received but previously unappropriated restricted funds.

No. 21-07-091:

It was moved by Vice President Rinker, seconded by Vice President Berry and carried, to approve the 2021 Budget Adjustment No. 7 for a total increase of \$2,673,703 as delineated on pages **94004** to **94006**.

Vote on the motion was as follows:

Ayes: Ms. Berry, Messrs. Moore and Rinker.

Nays: None.

(c) Ratification of Collective Bargaining Agreement with the Cleveland Metroparks Employees Association

(Originating Sources: Brian M. Zimmerman, Chief Executive Officer/Harold G. Harrison, Chief Human Resources Officer)

Two collective bargaining agreements have been negotiated with the Cleveland Metroparks Employees Association (CMEA). The first agreement is a one-year contract

ACTION ITEMS (cont.)

extension from January 1, 2020 through December 31, 2020. This agreement contains no changes to the prior contract, including no wage increases.

The second agreement is for a three-year period from January 1, 2021 through December 31, 2023. This agreement contains wage increases, the payment of a health insurance rebate, and the addition of Juneteenth as a holiday.

A CMEA ratification meeting was held Thursday, July 1, 2021, with the membership ratifying both agreements.

The following is a summary of the financial impact of these agreements:

2020 – 0% wage increase

2021 – 3.5% wage increase and health insurance rebate

2022 – 2.5% wage increase

2023 – 2.5% wage increase (contingent upon passage of a new levy)

Cleveland Metroparks maintains the right to provide discretionary bonuses based on an employee's performance during the duration of the agreements. Health benefits premium contributions levels are maintained for the duration of the agreement (Plan A – 18% / Plan B – 13%), and Cleveland Metroparks will continue to incorporate a \$100.00 spousal surcharge.

No. 21-07-092: It was moved by Vice President Rinker, seconded by Vice President Berry and carried, to authorize the Chief Executive Officer to execute collective bargaining agreements, in a form approved by the Chief Legal and Ethics Officer and the Chief Human Resources Officer, with CMEA for 2020 and for the three-year period from January 1, 2021 through December 31, 2023.

Vote on the motion was as follows:

Ayes: Ms. Berry, Messrs. Moore and Rinker.

Nays: None.

(d) *Authorization to Enter into Affiliate Agreement for Horseback Riding Event Center*
(Originating Sources: Brian M. Zimmerman, Chief Executive Officer/Rosalina M. Fini, Chief Legal & Ethics Officer/Joseph V. Roszak, Chief Operating Officer/Nancy Desmond, Special Projects Administrator/Katie M. McVoy, Assistant Legal Counsel)

Background

The Brecksville Stables occupy a portion of Brecksville Reservation located at 11921 Parkview Road in the City of Brecksville. In 2018, after deciding not to use the Stables for horse boarding, Cleveland Metroparks entered into a three-year pilot management

ACTION ITEMS (cont.)

services program with Classical Attraction Dressage Society (“CADS”) to operate a horseback riding event center, focused principally on dressage events.

CADS is a non-profit organization whose goal is to promote the advancement and sport of dressage in Northeast Ohio, as well as providing horsemanship education for riders of all ages, experience, and skill levels.

In the three years CADS has operated out of Brecksville Stables, it has hosted dozens of dressage events each year, including virtual events during the pandemic. CADS has proved a capable, responsible partner that has increased use of Brecksville Stables by bringing in contestants and the public for dressage events.

CADS has requested that Cleveland Metroparks enter into an affiliate agreement with CADS, similar to those Cleveland Metroparks has with other organizations aligned with Cleveland Metroparks’ mission, including Lake Erie Nature & Science Center, BayARTS, the Foundry, and Crooked River Archers. As an affiliate, CADS would accept responsibility for the upkeep and maintenance of all buildings included in its license agreement, including two of the stables at Brecksville Stables, the equipment barn, outdoor arena, offices and indoor arena, and two paddocks. Cleveland Metroparks staff believes that CADS’ mission aligns with that of Cleveland Metroparks, and that CADS would be a good affiliate and custodian of the Brecksville Stables.

Proposed CADS License Agreement

Cleveland Metroparks would like to enter into a license agreement with CADS to be a Cleveland Metroparks affiliate and operate Brecksville Stables as a horseback riding event center, with a focus on dressage.

Under the agreement, CADS will occupy a portion of Brecksville Stables, including using two of the stable barns, offices and indoor arena, two fenced outdoor paddocks, outside arena, and equipment barn. Cleveland Metroparks and CADS will have shared use of certain overflow parking and a paved turn-around located around the stables. Cleveland Metroparks will maintain control of the paved parking area near the stables and all bridle trails in the area. CADS welcomes continued use of all areas surrounding Brecksville Stables by Cleveland Metroparks visitors, including horseback riders.

No boarding will take place at Brecksville Stables. Instead, under the agreement, CADS will hold approximately thirty-six to forty-two events per year, including summer and winter dressage shows, dressage clinics, organized trail rides, and youth summer camps. The public will be welcome to participate in all CADS programs, whether as participants or spectators.

The term of the agreement shall be from August 1, 2021 through December 31, 2023. The Agreement shall be renewable in two-year increments at Cleveland Metroparks’ discretion. As is the case with Cleveland Metroparks’ other affiliate agreements, CADS will not pay a fixed rent, but will be responsible for maintaining the buildings and outdoor areas it occupies.

ACTION ITEMS (cont.)

Note: David Crawford of CADS was present during the meeting and offered comments about the organization.

No. 21-07-093: It was moved by Vice President Rinker, seconded by Vice President Berry and carried, to authorize the Chief Executive Officer to enter into an agreement with Classical Attraction Dressage Society making CADS an affiliate and granting it a license to use identified areas of Brecksville Stables as a horseback riding events center from August 1, 2021 through December 31, 2023, with two-year renewal periods at Cleveland Metroparks' discretion. The agreement will be entered into a form approved by Cleveland Metroparks Chief Legal and Ethics Officer.

Vote on the motion was as follows:

Ayes: Ms. Berry, Messrs. Moore and Rinker.

Nays: None.

(e) *Authorization of Land Acquisition: Barnes Property, Brecksville Reservation (± 2.1 acres)*

(Originating Sources: Brian M. Zimmerman, Chief Executive Officer/Rosalina M. Fini, Chief Legal & Ethics Officer/Kyle G. Baker, Director of Real Estate & Senior Assistant Legal Counsel/Stephanie A. Kutsko, Real Estate Manager)

Cleveland Metroparks has the opportunity to acquire a parcel of land along the western side of Bennett Road and adjacent to Brecksville Reservation. The ± 2.1-acre Barnes Property is located at 14774 Bennett Road (reference map, page **94007**) and adjacent to an all-purpose trail that runs along the western side of Bennett Road south to Akins Road. The City of North Royalton plans to construct another segment of trail from Akins Road south along Bennett Road to Cleveland Metroparks Brecksville Reservation and Valley Parkway. When complete, this all-purpose trail will provide a connection for park users from Royalton Road south to Brecksville Reservation and Valley Parkway, which links Cleveland Metroparks reservations, the Ohio & Erie Towpath Trail, the Cuyahoga Valley National Park, and serves as a local connection between neighborhoods, community resources, and employers.

In March of 2019, Cleveland Metroparks had the opportunity to accept a land donation from the City of North Royalton. The ± 15.2-acre North Royalton property created a connection from Royalton Road southeast to Bennett Road. Simultaneously Cleveland Metroparks also acquired the 2.9-acre Rodriguez property on Bennett Road to provide increased access along Bennett Road. Preservation of the North Royalton and Rodriguez properties created an opportunity to create additional greenspace connectivity to park users of Brecksville Reservation and the community of North Royalton.

ACTION ITEMS (cont.)

The acquisition of the Barnes Property along with the Rodriguez and North Royalton properties will create a ± 20 acre preserve and enhance the trail connection along Bennett Road to Brecksville Reservation and the highly popular Valley Parkway. The acquisition of these properties will also protect the headwater streams and forests within the East Branch of the Rocky River watershed.

No. 21-07-094: It was moved by Vice President Rinker, seconded by Vice President Berry and carried, to authorize the acquisition of fee simple title of ± 2.1 acres as hereinabove described, from Bella Katrina Johnson and Maria J. Barnes, for a purchase price of \$185,000 subject to the approval of the environmental assessment report and evidence of title, including exceptions to title, by the Chief Legal and Ethics Officer; further, that the Board authorize the Chief Executive Officer to execute agreements or documents, together with supplemental instruments related thereon, if any, as deemed necessary or appropriate and in form acceptable to the Chief Legal & Ethics Officer.

Vote on the motion was as follows:

Ayes: Ms. Berry, Messrs. Moore and Rinker.

Nays: None.

(f) ***Zoo Community Engagement Project – Collaboration Agreement***
(Originating Sources: Christopher Kuhar, Zoo Executive Director/Kristen Lukas, Director of Conservation and Science)

Background

One of the biggest challenges in building a global conservation program is providing the best value proposition to the citizens of northeast Ohio. In an effort to create that value proposition, Cleveland Metroparks Zoo is partnering with faculty at Antioch University – New England to create a community engagement project to determine the most valuable aspects of our programs to the community.

The project will be coordinated by faculty and graduate students at Antioch University. These core personnel will provide the leadership and management of the VISTA (Volunteers in Service to America) members, as well as coaching sessions to develop the skills of these VISTA members. Total operational responsibilities include daily management of the project and project staff, coaching of staff, and the production of an annual report for the project.

Cleveland Metroparks Zoo will provide funds to support this operation in the amount of \$89,175 over a three-year period.

ACTION ITEMS (cont.)

| Invoice # | Invoice Date | Invoice Amount | Covering |
|---------------|--------------|------------------|------------|
| 1 | 8/1/2021 | \$ 7,431.25 | Year 1, Q1 |
| 2 | 10/1/2021 | \$ 7,431.25 | Year 1, Q2 |
| 3 | 1/1/2022 | \$ 7,431.25 | Year 1, Q3 |
| 4 | 4/1/2022 | \$ 7,431.25 | Year 1, Q4 |
| 5 | 7/1/2022 | \$ 7,431.25 | Year 2, Q1 |
| 6 | 10/1/2022 | \$ 7,431.25 | Year 2, Q2 |
| 7 | 1/1/2023 | \$ 7,431.25 | Year 2, Q3 |
| 8 | 4/1/2023 | \$ 7,431.25 | Year 2, Q4 |
| 9 | 7/1/2023 | \$ 7,431.25 | Year 3, Q1 |
| 10 | 10/1/2023 | \$ 7,431.25 | Year 3, Q2 |
| 11 | 1/1/2024 | \$ 7,431.25 | Year 3, Q3 |
| 12 | 4/1/2024 | \$ 7,431.25 | Year 3, Q4 |
| TOTAL: | | \$ 89,175 | |

As a result of the services provided by Antioch University and in collaboration with our neighbors and local organizations in Old Brooklyn, Brooklyn Centre, Stockyards, Clark-Fulton, Tremont, Ohio City and Detroit Shoreway, we will identify current community needs as well as existing community strengths and resources. With the Zoo’s conservation mission in mind, we will then work together to design relevant conservation programming that builds on these existing neighborhood assets and helps to meet community needs and aspirations.

Objectives and outcomes for the three years of the project have been defined by Antioch University and Cleveland Metroparks Zoo with the goal of increasing participation in and support of the Zoo’s conservation programs to benefit the members of the communities nearest the Zoo.

No. 21-07-095: It was moved by Vice President Rinker, seconded by Vice President Berry and carried, to authorize the Chief Executive Officer to enter into an agreement, in a form approved by the Chief Legal & Ethics Officer, between Cleveland Metroparks and **Antioch University** for a three-year period effective July 15, 2021 through June 30, 2024 to fund management services for the community engagement project in an **amount not to exceed \$89,175**, as specified above.

Vote on the motion was as follows:

Ayes: Ms. Berry, Messrs. Moore and Rinker.
 Nays: None.

ACTION ITEMS (cont.)

- (g) ***Authorization for Cleveland Metroparks Police Department to Enter into Intergovernmental Cooperative/Mutual Aid Agreements***
(Originating Sources: Katherine Dolan, Chief of Police/Kenneth Schabitzer, Captain/Rosalina M. Fini, Chief Legal & Ethics Officer)

Background

The City of Cleveland and the Village of Cuyahoga Heights and Cleveland Metroparks share a mutual concern to provide a safe and secure environment throughout the city, village, and the Park District. Ohio Revised Code §1545.131 provides authority for a park district to enter into agreements with municipal corporations and villages to assist with police protection. The interagency agreements will delineate requests for assistance, Cleveland Metroparks' responsibilities, the respective city and village responsibilities, and other relevant terms. Cleveland Metroparks has previously entered into a mutual aid agreement with the City of Cleveland for the Lakefront Reservation. This new mutual aid agreement with the City of Cleveland will include the complete Cleveland Metroparks' jurisdiction.

- No. 21-07-096:** It was moved by Vice President Rinker, seconded by Vice President Berry and carried, to authorize the Cleveland Metroparks Chief Executive Officer to enter into an Intergovernmental Cooperative/Mutual Aid Agreement with both the City of Cleveland and Village of Cuyahoga Heights in a form to be approved by the Chief Legal & Ethics Officer.

Vote on the motion was as follows:

Ayes: Ms. Berry, Messrs. Moore and Rinker.

Nays: None.

- (h) ***Adoption of Revised Cleveland Metroparks Codified Rules and Regulations – 2021***
(Originating Sources: Brian M. Zimmerman, Chief Executive Officer/Rosalina M. Fini, Chief Legal & Ethics Officer/Katherine Dolan, Chief of Police/Anne Eisenhower, Chief Prosecuting Attorney /Joseph Roszak, Chief Operating Officer/Robert Butler, Captain/Ken Schabitzer, Captain)

Note: Chief Executive Officer, Brian M. Zimmerman, removed this item from the agenda and it was deferred to a future date.

Background

Pursuant to Article 1, Section 1 of the Board of Park Commissioners of the Cleveland Metropolitan Park District By-Laws, the Park District's Codified Rules and Regulations must be amended to ensure conformity with State and Federal law and address other public policy issues. In this review, the following modifications are hereby proposed:

ACTION ITEMS (cont.)

1. **General Required Changes:** Several changes occurred to the Ohio Revised Code and require the Board of Park Commissioners to further update its Codified Rules and Regulations as recommended by the Walter H. Drane Company, who annually performs the comprehensive code revisions for Cleveland Metroparks. A Summary of Changes to Traffic and General Offenses Codes for 2021, is provided on page **94008**.
2. **Additional Changes to Regulations:** After review of the Codified Rules and Regulations, the following changes are proposed by staff. The proposed new language is underlined and proposed language to be removed is stricken as noted below.

A. Part 3 Traffic Code

1) Throughout Part 3, replace “scooter” with “micromobility device.”

2) BICYCLE; MOTORIZED BICYCLE; MOPED.

~~301.04(g) “Scooter” means any vehicle having either two or four tandem wheels, that may be pushed forward with foot motion, and that is equipped with a helper motor of not more than fifty cubic centimeters piston displacement that produces not more than one brake horsepower and is capable of propelling the vehicle at a speed of not greater than twenty miles per hour on a level surface.~~

373.01 CODE APPLICATION TO BICYCLES.

(a) Bicycles, electric bicycles and micromobility device are only permitted upon roadways, all purpose trails, and other paths designated for the use of bicycles, and the provisions of this Traffic Code which are applicable to bicycles, electric bicycles and micromobility devices shall then apply whenever a bicycle, electric bicycles and micromobility device is operated.

(1) The operation of a class 1 electric bicycle, a class 2 electric bicycle and micromobility device is permitted on a path set aside for the exclusive use of bicycles or on a shared-use path including the all purpose trail (APT);

(2) No person shall operate a class 3 electric bicycle on a path set aside for the all purpose trails, other paths designated for the use of bicycles, or a shared use path.

- i. No person under sixteen years of age shall operate a class 3 electric bicycle; however, a person under sixteen years of age may ride as a passenger on a class 3 electric bicycle that is designed to accommodate passengers.
- ii. No person shall operate or be a passenger on a class 3 electric bicycle unless the person is wearing a protective helmet that meets the standards established by the Consumer Product Safety Commission or the American Society for Testing and Materials.

ACTION ITEMS (cont.)

(3) No person shall operate a class 1 electric bicycle, a class 2 electric bicycle, a class 3 electric bicycle, or a micromobility device on a path that is intended to be used primarily for mountain biking, hiking, equestrian use, or other similar uses, or any other single track or natural surface trail that has historically been reserved for nonmotorized use.

(4) Subsections (a)(2) and (a)(3) of this section do not apply to a law enforcement officer, or other person sworn to enforce the criminal and traffic laws of the state, using an electric bicycle while in the performance of the officer's duties.

373.11 LOW-SPEED MICROMOBILITY DEVICES.

- (a) (1) Except as otherwise provided in this section, those sections of this title that by their nature could apply to a low-speed micromobility device do apply to the device and the person operating it whenever it is operated upon any public street, highway, sidewalk, or shared-use path, or upon any portion of a roadway set aside for the exclusive use of bicycles.
- (b) No operator of a low-speed micromobility device shall do any of the following:
- (1) Fail to yield the right-of-way to all pedestrians at all times;
 - (2) Fail to give an audible signal before overtaking and passing a pedestrian;
 - (3) Operate the device at night unless the device or its operator is equipped with or wearing both of the following:
 - A. A lamp pointing to the front that emits a white light visible from a distance of not less than 500 feet;
 - B. A red reflector facing the rear that is visible from all distances from 100 feet to 600 feet when directly in front of lawful lower beams of head lamps on a motor vehicle.
- (c) (1) No person who is under sixteen years of age shall rent a low-speed micromobility device.
- (2) No person shall knowingly rent a low-speed micromobility device to a person who is under sixteen years of age.
- (3) No person shall knowingly rent a low-speed micromobility device on behalf of a person who is under sixteen years of age.
- (d) No person shall operate a low-speed micromobility device at a speed greater than twenty miles per hour.
- (e) (1) Whoever violates this section is guilty of a minor misdemeanor.
- (2) Unless a mens rea is otherwise specified in this section, an offense established under this section is a strict liability offense and Ohio R.C. 2901.20 does not apply. The designation of that offense as a strict liability

ACTION ITEMS (cont.)

offense shall not be construed to imply that any other offense, for which there is no specified degree of culpability, is not a strict liability offense.

- (f) The owner or operator of a low-speed micromobility device rental service or low-speed micromobility device sharing program shall maintain commercial general liability insurance related to the operation of the devices, with limits of up to one million dollars (\$1,000,000) per occurrence and two million dollars (\$2,000,000) per aggregate. (ORC 4511.514)

B. Part 5 General Offenses Code

- 1.) **505.01 PROHIBITED HOUSEHOLD PETS; CONTROL OF PETS.**
- (c) The running at large of any such animal in or upon park district property is prima-facie evidence that it is running at large in violation of this section and a person's failure to control any such animal as evidenced by the animal biting a person, other than the owner, or biting another animal is prima-facie evidence of the failure to control the pet in violation of this section.

AWARD OF BIDS/RFPS/CO-OPS/SINGLE SOURCE:

No. 21-07-097: It was moved by Vice President Rinker, seconded by Vice President Berry and carried, to authorize the following award:

(a) Commodities Usage Report:

- **Co-Ops #6535: Information Technology Equipment and Services (see page 93988).**

Vote on the motion was as follows:

Ayes: Ms. Berry, Messrs. Moore and Rinker.

Nays: None.

GOODS AND SERVICES (\$10,000 - \$50,000) ACQUIRED
SINCE LAST BOARD MEETING (Presented 7/15/21)

Pursuant to Cleveland Metroparks By-Laws, Article 5 (Procurement), Section 4 (a), “The CEO is authorized to enter into contracts and contract amendments for construction, change orders, and to purchase equipment, goods and services, and real estate, without prior approval of the Board in each instance, if the cost of the contract or contract amendment, for any single project, or the amount of the purchase, does not exceed \$50,000. Any contracts where the cost exceeds \$10,000 or any purchase where the amount exceeds \$10,000, and approved by the CEO, shall be reported to the Board at its next regularly scheduled meeting following the execution of said contract or said purchase,” the following is provided:

| <u>REF. NO. / ITEM – SERVICE</u> | <u>VENDOR</u> | <u>COST</u> | <u>PROCEDURE</u> |
|---|--|---|-------------------------|
| Various meats for Zoo to be provided on an “as needed” basis through August 31, 2021. | Eastern Colorado Recycling Company LTD. | \$30,000.00 | (7) |
| Heavy-duty spading machine with power harrow. | Imants USA | \$23,080.00 | (3) |
| Tour system for Outdoor Experiences. | Voxnetwork USA, LLC | \$11,870.00 | (7) |
| Grease trap cleaning services for 2021 on an “as needed” basis for various locations throughout the Park District. | Advanced Fryer Solutions, LLC | \$50,000.00 | (7) |
| Bridgestone golf balls and gloves for resale. | Bridgestone Sports USA | \$22,336.82 <hr/> 500.00 \$22,836.82 | (3) |
| Supply and installation of Milliken carpet squares and wall base for Human Resources renovation at the Administration Building; additional services to supply and install rubber stair treads (Roppe) in the stair walls. | D & R Carpet Service, Inc. | \$11,229.10 <hr/> 3,715.27 \$14,944.37 | (2) |

GOODS AND SERVICES (\$10,000 - \$50,000) ACQUIRED (cont.)

| <u>REF. NO. / ITEM – SERVICE</u> | <u>VENDOR</u> | <u>COST</u> | <u>PROCEDURE</u> |
|---|---|--|-------------------------|
| Pit toilet cleaning services for 2021 on an “as needed” basis for various locations throughout the Park District. | United Rentals | \$50,000.00 | (7) |
| Parking lot paving of Engle Road Sledding Hill at Big Creek Reservation. | Karvo Paving Company | \$44,975.00 | (7) |
| Trail construction services for ± two (2) miles of hiking trails at Ohio and Erie Canal Reservation. | Tailored Trails LLC | \$46,464.00 | (7) |
| Credit card processing fees for various Enterprise locations for the period of April 8, 2020 through April 7, 2021. | Square | \$9,920.00 120.00 226.00 600.00 720.00 2,040.00 360.00 1,000.00 <u>1,314.00</u> \$16,300.00 | (3) |
| Parking lot sweeping services for Edgewater Park, Perkins and Upper Edgewater at Lakefront Reservation from May 2020 through December 2022. | Southwest Sweeping | \$16,055.00 <u>32,955.00</u> \$49,010.00 | (7) |
| Performers for Kids Days at Zoo. | Spectacular Party Entertainment, LLC | \$10,560.00 | (3) |

GOODS AND SERVICES (\$10,000 - \$50,000) ACQUIRED (cont.)

| <u>REF. NO. / ITEM – SERVICE</u> | <u>VENDOR</u> | <u>COST</u> | <u>PROCEDURE</u> |
|--|------------------------------|---|------------------|
| Railroad protective insurance per the agreement with Norfolk Southern for the Wendy Park Bridge and Whiskey Island connector projects for the period of February 5, 2020 through July 1, 2021; additional insurance. | Hylant Group Inc. | \$10,361.00 250.00 <u>500.00</u> \$11,111.00 | (7) |
| 2021 bulk order for playground fiber for various locations; additional product. | Ready to Haul LLC | \$14,875.00 875.00 <u>875.00</u> \$16,625.00 | (7) |
| Trail construction services for ±1.6 miles of hiking trails at West Creek Reservation. | Linear Active LLC | \$44,595.00 | (7) |
| Steel beams for North Chagrin APT bridge. | Contractors Steel Co. | \$11,748.00 | (7) |

===== **KEY TO TERMS** =====

- (1) "BID" – Formal bid invitations sent and advertised in *The Plain Dealer* 15 days preceding the bid opening.
- (2) "COOPERATIVE" – Purchased through cooperative purchasing programs i.e. – State of Ohio, OMNIA, etc.
- (3) "SINGLE SOURCE" – Purchased from one source as competitive alternatives are not available.
- (4) "PROPRIETARY" – Products purchased for resale directly from the brand’s manufacturer.
- (5) "PROFESSIONAL SERVICE" – Services of an accountant, architect, attorney at law, physician, professional engineer, construction project manager, consultant, surveyor or appraiser as outlined under Article 5, Sections 1-4 of the Board By-Laws and defined by ORC 307.86.
- (6) "COMPETITIVE QUOTE (up to \$10,000)" – Originally estimated \$10,000 or less, quoted by three vendors.
- (7) "COMPETITIVE QUOTE (over \$10,000 to \$50,000)" – Chosen through the accumulation of three written quotes.

**CONSTRUCTION CHANGE ORDERS OR AMENDMENTS TO
PROFESSIONAL SERVICE CONTRACTS (7/15/21)**

Pursuant to Cleveland Metroparks By-Laws, Article 5 (Procurement), Section 4 (b) and (c), “...the CEO is not authorized to enter into any change orders to construction contracts, without prior approval of the Board in each instance, except that the CEO is authorized to enter into change orders to construction contracts, without prior approval of the Board in each instance, where the additional cost is less than THE LESSER OF: (i) \$50,000, or (ii) ten percent (10%) of the cost of the contract. Each change order by the CEO under this Article shall be reported to the Board at the next meeting of the Board following the execution of said change order.”

I. “Amendment to Professional Service Contract. For professional service contracts greater than \$50,000, the CEO is not authorized to enter into any amendment to professional services or other special services agreement, without prior approval of the Board in each instance, except that the CEO is authorized to enter into amendments to professional services and other special services agreements for additional fees, without prior approval by the Board in each instance, where the additional fees for the agreement by the CEO pursuant to this Section, aggregate less than THE LESSER OF: (i) \$50,000, or (ii) ten percent (10%) of the cost of the agreement. Each amendment by the CEO under this Section shall be reported to the Board at the next meeting of the Board following the execution of said amendment.”, the following is provided:

| <u>Contract</u> | <u>Item/Service</u> | <u>Vendor</u> | <u>Change Order or Amendment</u> |
|---|--|---------------------------------------|---|
| <u>Bear Parking Lot Green Infrastructure Improvements</u> <u>Revised Contract Amount:</u> Change Order No. 1 adds \$8,653.00 and a revised total to \$192,153.00. | Additional services to furnish and place approximately 3,125 square feet of commercial grade sod. | Chieftain Trucking and Excavating | #1 |
| <u>Acacia Toilet Rooms and Shelter Renovation, Acacia Reservation</u> <u>Revised Contract Amount:</u> Change Order No. 1 adds \$12,739.31 and a revised total to \$302,762.31. | Additional services for electrified door hinges and door frame raceway, surface mount kits for light fixtures, building insulation, door and electric heaters. | James Martin Contractor Services, LLC | #1 |
| <u>Construction Manager at Risk for Cleveland Metroparks Zoo - Zoo Zip Line</u> <u>Revised Contract Amount:</u> Change Order No. 3 adds \$16,074.46 and a revised total to \$1,195,265.63. | Additional site work for revised drainage plan and to purchase precast catch basins. | Regency Construction Services, Inc. | #3 |
| <u>Purchase of Soaring Eagle Zipline for Cleveland Metroparks Zoo</u> <u>Revised Contract Amount:</u> Change Order No. 1 adds \$43,130.00 and a revised total to \$593,130.00. | Additional purchases of net frames and nets, camera poles, custom return tower, cable and attachments, and freights. | Altitude Rides and Attractions, LLC | #1 |

AWARD OF BIDS/RFPs/CO-OPS/SINGLE SOURCE; CONSTRUCTION CHANGE ORDERS; STATUS RE: CAPITAL PROJECTS.

The following were presented to the Board for award/acknowledgment: bid/RFP/co-op/single source tabulations, as shown on pages **93987** through **93988**; \$10,000 to \$50,000 purchased items/services report, pages **93989** through **93991**; and construction change orders, page **93992**.

APPROVAL OF VOUCHERS AND PAYROLL.

No. 21-07-086: It was moved by Vice President Rinker, seconded by Vice President Berry and carried, to approve payroll and vouchers, employee withholding taxes, and ADP payroll, as identified on pages **94009** to **94169**.

Vote on the motion was as follows:

Ayes: Ms. Berry, Messrs. Moore and Rinker.

Nays: None.

No. 21-07-087: It was moved by Vice President Rinker, seconded by Vice President Berry and carried, to approve JP Morgan Mastercard (Arborwear) dated June 6, 2021 to July 3, 2021 in the amount of \$123.57, as identified on pages **94170** to **94171**.

Vote on the motion was as follows:

Ayes: Ms. Berry and Mr. Rinker.

Abstained: Mr. Moore.

Nays: None.

PUBLIC COMMENTS.

Public comments were offered by Marty Leshner of Olmsted Township, Pastor Will (last name inaudible), a female member of the public who spoke about Wallace Lake, Norm Plonski of Hooples Restaurant, Lenny Stover, and Bob Elias of Brecksville. All such comments can be heard in their entirety by accessing the "About" section of Cleveland Metroparks website at <https://www.clevelandmetroparks.com/about/cleveland-metroparks-organization/boards-of-park-commissioners/board-meeting-archives>.

INFORMATION/BRIEFING ITEMS/POLICY.**(a) *Trails Division Construction Update***

(Originating Sources: Joseph V. Roszak, Chief Operating Officer/Jim Rodstrom, Director of Construction/Ralph Protano, Trails Development Manager)

With the 2021 construction season underway, Cleveland Metroparks Trails Division is in full swing with efforts on multiple fronts in relation to natural surface trails. These current initiatives are increasing production while showcasing some of their most technically advanced projects to date. In addition, the trail volunteer program and the utilization of conservation crews, student work crews, and trail construction contractors has allowed the division to expand its impact of the natural surface trail network across the Park District. Providing guest-focused trail experiences with an emphasis on natural resource protection continues to drive the direction of the division and trail development throughout Cleveland Metroparks.

(b) *Acacia Clubhouse Condition Assessment*

(Originating Source: Sean E. McDermott, P.E., Chief Planning and Design Officer)

Acacia Reservation, with its 156 acres and nearly 2 miles of all-purpose trail, was incorporated into the Park District in 2012 as the 17th reservation. The former country club property has been transformed and natural systems and functions restored along Euclid Creek, its wetland tributaries, and the upland woodlands throughout the park. Several structures have already been razed throughout the property as restoration projects have taken place. Currently the former cart barn is undergoing renovations to add accessible restrooms and reservable picnic space for park guests.

Since April of 2013, the noteworthy clubhouse on site has been operated by Dino's Catering via management services agreement. With the approaching expiration of the agreement on December 31, 2021, staff will provide information to the Board relative to the challenges of the continuance of operation of the clubhouse and will provide a succinct condition and utility consumption assessment.

DATE OF NEXT MEETING.

The next Regular Meeting of the Board of Park Commissioners was scheduled by the Board for Thursday, August 19, 8:00 a.m. at the Board's office, 4101 Fulton Parkway, Cleveland, Ohio.

ADJOURNMENT TO EXECUTIVE SESSION.

No. 21-07-098: At 9:41 a.m., upon motion by President Moore, seconded by Vice President Berry and carried, the meeting adjourned to an Executive Session for the purpose of discussing the Purchase/Acquisition of Real Property, as stated by Sr. Assistant Legal Counsel & Director of Real Estate, Kyle G. Baker.

Roll-call vote on the motion was as follows:

Aye: Ms. Berry.
Aye: Mr. Moore.
Nays: None.

Note: Vice President Rinker left the meeting at 9:02 AM after Public Comments and was not in attendance during adjournment to executive session.

No action was taken as a result of the Executive Session.

ADJOURNMENT.

No. 21-07-099: There being no further matters to come before the Board, upon motion by Vice President Berry, seconded by President Moore, and carried, President Moore adjourned the meeting at 10:16 a.m.

Vote on the motion was as follows:

Ayes: Ms. Berry and Mr. Moore.
Nays: None.

Note: Vice President Rinker left the meeting at 9:02 AM after Public Comments and was not in attendance during adjournment of the meeting.

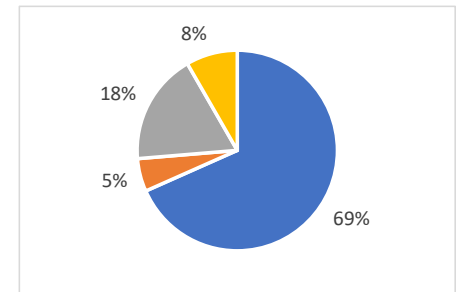
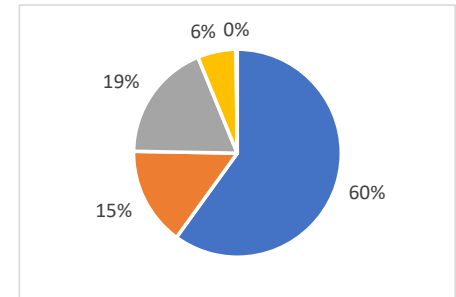
President.

Attest:

Secretary.

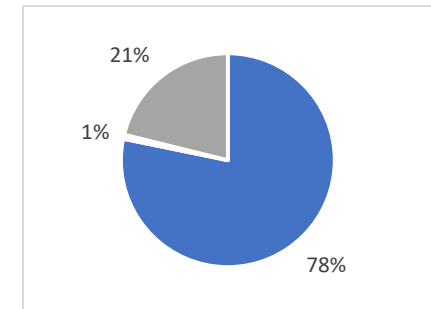
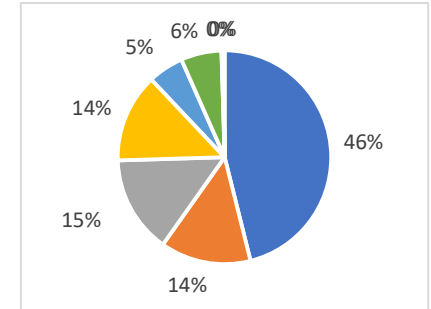
**Cleveland Metroparks
Financial Performance
6/30/2021
CM Park District**

| | Actual June '20 | Actual June '21 | Fav (Unfav) | Actual YTD June '20 | Actual YTD June '21 | Fav (Unfav) |
|------------------------------|--------------------|--------------------|--------------------|------------------------|------------------------|--------------------|
| Revenue: | | | | | | |
| Property Tax | 0 | 0 | 0 | 41,427,086 | 40,962,336 | (464,750) |
| Local Gov/Grants/Gifts | 3,153,305 | 1,379,557 | (1,773,748) | 7,122,464 | 10,440,842 | 3,318,378 |
| Charges for Services | 2,730,167 | 3,789,128 | 1,058,961 | 8,405,506 | 12,654,167 | 4,248,661 |
| Self-Funded | 772,074 | 749,909 | (22,165) | 4,663,214 | 4,100,765 | (562,449) |
| Interest, Fines, Other | <u>20,136</u> | <u>14,252</u> | <u>(5,884)</u> | <u>469,313</u> | <u>128,204</u> | <u>(341,109)</u> |
| Total Revenue | 6,675,682 | 5,932,846 | (742,836) | 62,087,583 | 68,286,314 | 6,198,731 |
| OpEx: | | | | | | |
| Salaries and Benefits | 4,622,825 | 5,419,995 | (797,170) | 30,690,990 | 30,022,938 | 668,052 |
| Contractual Services | 116,779 | 360,730 | (243,951) | 2,412,122 | 2,333,356 | 78,766 |
| Operations | 917,893 | 1,637,302 | (719,409) | 7,376,659 | 7,906,925 | (530,266) |
| Self-Funded Exp | <u>503,030</u> | <u>544,860</u> | <u>(41,830)</u> | <u>3,262,197</u> | <u>3,642,767</u> | <u>(380,570)</u> |
| Total OpEx | 6,160,527 | 7,962,887 | (1,802,360) | 43,741,968 | 43,905,986 | (164,018) |
| Op Surplus/(Subsidy) | 515,155 | (2,030,041) | (2,545,196) | 18,345,615 | 24,380,328 | 6,034,713 |
| CapEx: | | | | | | |
| Capital Labor | 105,688 | 109,379 | (3,691) | 452,893 | 460,944 | (8,051) |
| Construction Expenses | 1,868,275 | 1,054,852 | 813,423 | 7,195,116 | 10,065,681 | (2,870,565) |
| Capital Equipment | 111,491 | 115,511 | (4,020) | 798,029 | 1,033,097 | (235,068) |
| Land Acquisition | 1,561,665 | 79,402 | 1,482,263 | 2,750,115 | 1,106,459 | 1,643,656 |
| Capital Animal Costs | <u>0</u> | <u>982</u> | <u>(982)</u> | <u>3,107</u> | <u>6,107</u> | <u>(3,000)</u> |
| Total CapEx | 3,647,119 | 1,360,126 | 2,286,993 | 11,199,260 | 12,672,288 | (1,473,028) |
| Net Surplus/(Subsidy) | (3,131,964) | (3,390,167) | (258,203) | 7,146,355 | 11,708,040 | 4,561,685 |



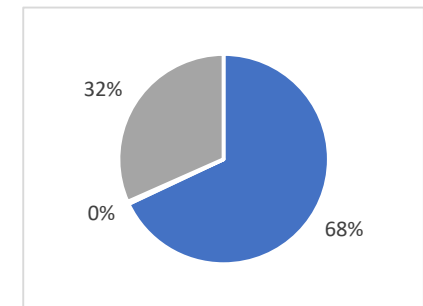
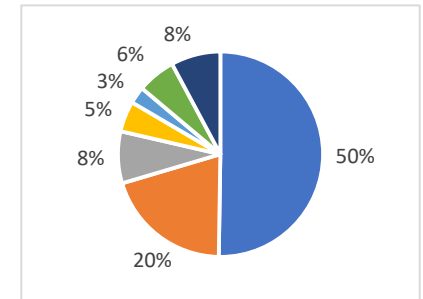
**Cleveland Metroparks
Financial Performance
6/30/2021
Zoo**

| | Actual June '20 | Actual June '21 | Fav (Unfav) | Actual YTD June '20 | Actual YTD June '21 | Fav (Unfav) |
|-------------------------------------|--------------------|--------------------|------------------|------------------------|------------------------|------------------|
| Revenue: | | | | | | |
| General/SE Admissions | 620,870 | 911,674 | 290,804 | 961,847 | 2,316,836 | 1,354,989 |
| Guest Experience | 68,803 | 229,604 | 160,801 | 103,562 | 688,917 | 585,355 |
| Zoo Society | 132,557 | 0 | (132,557) | 802,981 | 739,859 | (63,122) |
| Souvenirs/Refreshments | 12,125 | 282,572 | 270,447 | 221,860 | 675,867 | 454,007 |
| Education | (25,056) | 24,257 | 49,313 | 112,269 | 272,704 | 160,435 |
| Rentals & Events | (223) | 49,147 | 49,370 | 103,880 | 309,615 | 205,735 |
| Consignment | 0 | 2,875 | 2,875 | 0 | 10,600 | 10,600 |
| Other | <u>198,958</u> | <u>1,038</u> | <u>(197,920)</u> | <u>199,113</u> | <u>11,301</u> | <u>(187,812)</u> |
| Total Revenue | 1,008,034 | 1,501,167 | 493,133 | 2,505,512 | 5,025,699 | 2,520,187 |
| OpEx: | | | | | | |
| Salaries and Benefits | 926,609 | 1,206,257 | (279,648) | 6,909,010 | 6,902,988 | 6,022 |
| Contractual Services | 3,665 | 4,450 | (785) | 56,346 | 56,604 | (258) |
| Operations | <u>145,108</u> | <u>349,488</u> | <u>(204,380)</u> | <u>1,943,893</u> | <u>1,867,721</u> | <u>76,172</u> |
| Total OpEx | 1,075,382 | 1,560,195 | (484,813) | 8,909,249 | 8,827,313 | 81,936 |
| Op Surplus/(Subsidy) | (67,348) | (59,028) | 8,320 | (6,403,737) | (3,801,614) | 2,602,123 |
| CapEx: | | | | | | |
| Capital Labor | 0 | 0 | 0 | 0 | 3,784 | (3,784) |
| Construction Expenses | 190,455 | 531 | 189,924 | 804,107 | 192,336 | 611,771 |
| Capital Equipment | 0 | 0 | 0 | 111,355 | 6,066 | 105,289 |
| Capital Animal Costs | <u>0</u> | <u>982</u> | <u>(982)</u> | <u>3,107</u> | <u>6,107</u> | <u>(3,000)</u> |
| Total CapEx | 190,455 | 1,513 | 188,942 | 918,569 | 208,293 | 710,276 |
| Net Surplus/(Subsidy) | (257,803) | (60,541) | 197,262 | (7,322,306) | (4,009,907) | 3,312,399 |
| Restricted Revenue | 1,082,403 | 65,019 | (1,017,384) | 1,935,892 | 850,376 | (1,085,516) |
| Restricted Expenses | <u>855,438</u> | <u>43,582</u> | <u>811,856</u> | <u>2,146,772</u> | <u>969,821</u> | <u>1,176,951</u> |
| Restricted Surplus/(Subsidy) | 226,965 | 21,437 | (205,528) | (210,880) | (119,445) | 91,435 |



**Cleveland Metroparks
Financial Performance
6/30/2021
Golf Summary**

| | Actual June '20 | Actual June '21 | Fav (Unfav) | Actual YTD June '20 | Actual YTD June '21 | Fav (Unfav) |
|------------------------------|--------------------|--------------------|------------------|------------------------|------------------------|------------------|
| Revenue: | | | | | | |
| Greens Fees | 826,045 | 768,144 | (57,901) | 1,660,102 | 2,018,633 | 358,531 |
| Equipment Rentals | 317,261 | 302,211 | (15,050) | 583,798 | 809,078 | 225,280 |
| Food Service | 125,283 | 127,500 | 2,217 | 272,440 | 327,939 | 55,499 |
| Merchandise Sales | 62,051 | 68,482 | 6,431 | 103,346 | 193,657 | 90,311 |
| Pro Services | (11,745) | 8,936 | 20,681 | 19,978 | 108,587 | 88,609 |
| Driving Range | 77,316 | 68,797 | (8,519) | 142,935 | 242,155 | 99,220 |
| Other | <u>69,082</u> | <u>79,851</u> | <u>10,769</u> | <u>202,824</u> | <u>315,177</u> | <u>112,353</u> |
| Total Revenue | 1,465,293 | 1,423,921 | (41,372) | 2,985,423 | 4,015,226 | 1,029,803 |
| OpEx: | | | | | | |
| Salaries and Benefits | 399,686 | 434,048 | (34,362) | 1,772,220 | 1,955,845 | (183,625) |
| Contractual Services | 2,097 | 1,722 | 375 | 8,291 | 9,982 | (1,691) |
| Operations | <u>203,138</u> | <u>255,045</u> | <u>(51,907)</u> | <u>733,101</u> | <u>910,954</u> | <u>(177,853)</u> |
| Total OpEx | 604,921 | 690,815 | (85,894) | 2,513,612 | 2,876,781 | (363,169) |
| Op Surplus/(Subsidy) | 860,372 | 733,106 | (127,266) | 471,811 | 1,138,445 | 666,634 |
| CapEx: | | | | | | |
| Capital Labor | 6,223 | 0 | 6,223 | 68,274 | 11,142 | 57,132 |
| Construction Expenses | 0 | 0 | 0 | 79,386 | 47,008 | 32,378 |
| Capital Equipment | <u>0</u> | <u>0</u> | <u>0</u> | <u>40,752</u> | <u>76,400</u> | <u>(35,648)</u> |
| Total CapEx | 6,223 | 0 | 6,223 | 188,412 | 134,550 | 53,862 |
| Net Surplus/(Subsidy) | 854,149 | 733,106 | (121,043) | 283,399 | 1,003,895 | 720,496 |

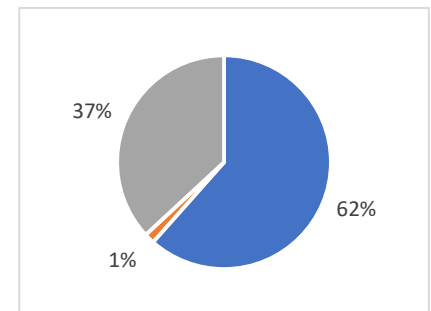
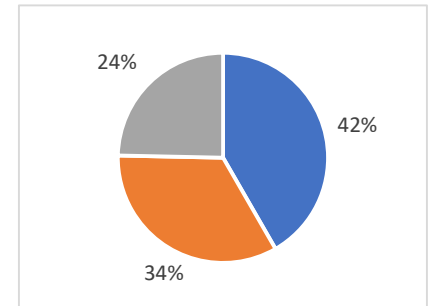


Cleveland Metroparks
 Financial Performance
 6/30/2021
 Golf Detail

| | Big Met (18) | | Little Met (9) | | Mastick Woods (9) | | Manakiki (18) | | Sleepy Hollow (18) | |
|------------------------------------|---------------------------|----------------|----------------------------|----------------|--------------------------|----------------|----------------------|------------------|---------------------------|------------------|
| | YTD June '20 | YTD June '21 | YTD June '20 | YTD June '21 | YTD June '20 | YTD June '21 | YTD June '20 | YTD June '21 | YTD June '20 | YTD June '21 |
| Operating Revenue | 519,219 | 642,386 | 172,409 | 178,026 | 72,262 | 126,063 | 491,785 | 630,429 | 544,897 | 793,820 |
| Operating Expenses | <u>417,877</u> | <u>489,677</u> | <u>66,782</u> | <u>125,572</u> | <u>67,703</u> | <u>87,213</u> | <u>405,539</u> | <u>437,874</u> | <u>512,604</u> | <u>592,419</u> |
| Operating Surplus/(Subsidy) | 101,342 | 152,709 | 105,627 | 52,454 | 4,559 | 38,850 | 86,246 | 192,555 | 32,293 | 201,401 |
| Capital Labor | 0 | 0 | 0 | 0 | 0 | 0 | 0 | 0 | 0 | 0 |
| Construction Expenses | 0 | 23,302 | 0 | 0 | 0 | 0 | 0 | 0 | 0 | 1,541 |
| Capital Equipment | <u>13,584</u> | <u>16,389</u> | <u>0</u> | <u>0</u> | <u>0</u> | <u>0</u> | <u>13,584</u> | <u>0</u> | <u>13,584</u> | <u>20,262</u> |
| Total Capital Expenditures | 13,584 | 39,691 | 0 | 0 | 0 | 0 | 13,584 | 0 | 13,584 | 21,803 |
| Net Surplus/(Subsidy) | 87,758 | 113,018 | 105,627 | 52,454 | 4,559 | 38,850 | 72,662 | 192,555 | 18,709 | 179,598 |
| | Shawnee Hills (27) | | Washington Park (9) | | Seneca (27) | | Golf Admin | | Total | |
| | YTD June '20 | YTD June '21 | YTD June '20 | YTD June '21 | YTD June '20 | YTD June '21 | YTD June '20 | YTD June '21 | YTD June '20 | YTD June '21 |
| Operating Revenue | 437,429 | 537,915 | 203,974 | 304,594 | 522,350 | 774,868 | 21,098 | 27,125 | 2,985,423 | 4,015,226 |
| Operating Expenses | <u>337,736</u> | <u>348,416</u> | <u>148,379</u> | <u>172,013</u> | <u>368,766</u> | <u>453,169</u> | <u>188,226</u> | <u>170,428</u> | <u>2,513,612</u> | <u>2,876,781</u> |
| Operating Surplus/(Subsidy) | 99,693 | 189,499 | 55,595 | 132,581 | 153,584 | 321,699 | (167,128) | (143,303) | 471,811 | 1,138,445 |
| Capital Labor | 0 | 0 | 0 | 0 | 68,274 | 0 | 0 | 11,142 | 68,274 | 11,142 |
| Construction Expenses | 0 | 7,232 | 79,386 | 0 | 0 | 0 | 0 | 14,933 | 79,386 | 47,008 |
| Capital Equipment | <u>0</u> | <u>19,875</u> | <u>0</u> | <u>3,485</u> | <u>0</u> | <u>16,389</u> | <u>0</u> | <u>0</u> | <u>40,752</u> | <u>76,400</u> |
| Total Capital Expenditures | 0 | 27,107 | 79,386 | 3,485 | 68,274 | 16,389 | 0 | 26,075 | 188,412 | 134,550 |
| Net Surplus/(Subsidy) | 99,693 | 162,392 | (23,791) | 129,096 | 85,310 | 305,310 | (167,128) | (169,378) | 283,399 | 1,003,895 |

**Cleveland Metroparks
Financial Performance
6/30/2021
Enterprise Summary**

| | Actual June '20 | Actual June '21 | Fav (Unfav) | Actual YTD June '20 | Actual YTD June '21 | Fav (Unfav) |
|------------------------------|--------------------|--------------------|------------------|------------------------|------------------------|------------------|
| Revenue: | | | | | | |
| Concessions | 222,184 | 329,706 | 107,522 | 398,253 | 890,106 | 491,853 |
| Dock Rentals | 5,827 | 9,851 | 4,024 | 648,461 | 719,574 | 71,113 |
| Other | <u>103,197</u> | <u>168,667</u> | <u>65,470</u> | <u>390,944</u> | <u>526,148</u> | <u>135,204</u> |
| Total Revenue | 331,208 | 508,224 | 177,016 | 1,437,658 | 2,135,828 | 698,170 |
| OpEx: | | | | | | |
| Salaries and Benefits | 224,684 | 261,594 | (36,910) | 1,115,307 | 1,170,071 | (54,764) |
| Contractual Services | 1,232 | 3,092 | (1,860) | 16,153 | 28,965 | (12,812) |
| Operations | <u>159,134</u> | <u>239,476</u> | <u>(80,342)</u> | <u>450,343</u> | <u>701,454</u> | <u>(251,111)</u> |
| Total OpEx | 385,050 | 504,162 | (119,112) | 1,581,803 | 1,900,490 | (318,687) |
| Op Surplus/(Subsidy) | (53,842) | 4,062 | 57,904 | (144,145) | 235,338 | 379,483 |
| CapEx: | | | | | | |
| Capital Labor | 1,812 | 0 | 1,812 | 6,648 | 0 | 6,648 |
| Construction Expenses | 13,411 | 0 | 13,411 | 93,972 | 1,577 | 92,395 |
| Capital Equipment | <u>(27)</u> | <u>0</u> | <u>(27)</u> | <u>10,042</u> | <u>20,481</u> | <u>(10,439)</u> |
| Total CapEx | 15,196 | 0 | 15,196 | 110,662 | 22,058 | 88,604 |
| Net Surplus/(Subsidy) | (69,038) | 4,062 | 73,100 | (254,807) | 213,280 | 468,087 |



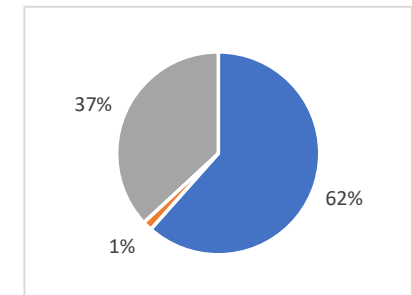
*Other includes Chalet fees, parking, hayrides, aquatics, gift cards, misc.

**Cleveland Metroparks
Financial Performance
6/30/2021
Enterprise Detail**

| | Merwin's Wharf | | EW Beach House | | E55th Marina | | E55th Restaurant | | | |
|------------------------------------|-----------------------|------------------|-----------------------|----------------|------------------------|----------------|----------------------------|------------------|------------------|------------------|
| | YTD June '20 | YTD June '21 | YTD June '20 | YTD June '21 | YTD June '20 | YTD June '21 | YTD June '20 | YTD June '21 | | |
| Operating Revenue | 109,990 | 496,156 | 77,937 | 132,363 | 579,539 | 633,320 | 101,697 | 178,284 | | |
| Operating Expenses | <u>390,057</u> | <u>642,258</u> | <u>74,959</u> | <u>95,442</u> | <u>83,954</u> | <u>143,291</u> | <u>111,937</u> | <u>142,156</u> | | |
| Operating Surplus/(Subsidy) | (280,067) | (146,102) | 2,978 | 36,921 | 495,585 | 490,029 | (10,240) | 36,128 | | |
| Capital Labor | 6,648 | 0 | 0 | 0 | 0 | 0 | 0 | 0 | | |
| Construction Expenses | 26,303 | 1,577 | 0 | 0 | 39,833 | 0 | 0 | 0 | | |
| Capital Equipment | <u>10,042</u> | <u>8,385</u> | <u>0</u> | <u>0</u> | <u>0</u> | <u>0</u> | <u>0</u> | <u>6,044</u> | | |
| Total Capital Expenditures | 42,993 | 9,962 | 0 | 0 | 39,833 | 0 | 0 | 6,044 | | |
| Net Surplus/(Subsidy) | (323,060) | (156,064) | 2,978 | 36,921 | 455,752 | 490,029 | (10,240) | 30,084 | | |
| | Wildwood | | Euclid Beach | | EmerNeck Marina | | EmerNeck Restaurant | | | |
| | YTD June '20 | YTD June '21 | YTD June '20 | YTD June '21 | YTD June '20 | YTD June '21 | YTD June '20 | YTD June '21 | | |
| Operating Revenue | 17,463 | 25,529 | 0 | 0 | 239,626 | 234,328 | 21,710 | 34,205 | | |
| Operating Expenses | <u>17,048</u> | <u>14,415</u> | <u>1,332</u> | <u>1,058</u> | <u>65,366</u> | <u>113,173</u> | <u>76,908</u> | <u>34,150</u> | | |
| Operating Surplus/(Subsidy) | 415 | 11,114 | (1,332) | (1,058) | 174,260 | 121,155 | (55,198) | 55 | | |
| Capital Labor | 0 | 0 | 0 | 0 | 0 | 0 | 0 | 0 | | |
| Construction Expenses | 2,787 | 0 | 0 | 0 | 0 | 0 | 49 | 0 | | |
| Capital Equipment | <u>0</u> | <u>0</u> | <u>0</u> | <u>0</u> | <u>0</u> | <u>0</u> | <u>0</u> | <u>3,882</u> | | |
| Total Capital Expenditures | 2,787 | 0 | 0 | 0 | 0 | 0 | 49 | 3,882 | | |
| Net Surplus/(Subsidy) | (2,372) | 11,114 | (1,332) | (1,058) | 174,260 | 121,155 | (55,247) | (3,827) | | |
| | Edgewater Pier | | Wallace Lake | | Hinckley Lake | | Huntington | | | |
| | YTD June '20 | YTD June '21 | YTD June '20 | YTD June '21 | YTD June '20 | YTD June '21 | YTD June '20 | YTD June '21 | | |
| Operating Revenue | 16,005 | 17,347 | 10,623 | 12,715 | 0 | 0 | 32,332 | 95,104 | | |
| Operating Expenses | <u>11,869</u> | <u>13,193</u> | <u>6,995</u> | <u>12,232</u> | <u>1,006</u> | <u>417</u> | <u>17,013</u> | <u>63,773</u> | | |
| Operating Surplus/(Subsidy) | 4,136 | 4,154 | 3,628 | 483 | (1,006) | (417) | 15,319 | 31,331 | | |
| Capital Labor | 0 | 0 | 0 | 0 | 0 | 0 | 0 | 0 | | |
| Construction Expenses | 0 | 0 | 0 | 0 | 0 | 0 | 0 | 0 | | |
| Capital Equipment | <u>0</u> | <u>0</u> | <u>0</u> | <u>2,171</u> | <u>0</u> | <u>0</u> | <u>0</u> | <u>0</u> | | |
| Total Capital Expenditures | 0 | 0 | 0 | 2,171 | 0 | 0 | 0 | 0 | | |
| Net Surplus/(Subsidy) | 4,136 | 4,154 | 3,628 | (1,688) | (1,006) | (417) | 15,319 | 31,331 | | |
| | Chalet | | Ledge Lake | | Parking | | Enterprise Admin | | Total | |
| | YTD June '20 | YTD June '21 | YTD June '20 | YTD June '21 | YTD June '20 | YTD June '21 | YTD June '20 | YTD June '21 | YTD June '20 | YTD June '21 |
| Operating Revenue | 206,367 | 134,931 | 410 | 86,376 | 23,959 | 55,170 | 0 | 0 | 1,437,658 | 2,135,828 |
| Operating Expenses | <u>172,586</u> | <u>144,111</u> | <u>5,179</u> | <u>28,786</u> | <u>9,804</u> | <u>8,031</u> | <u>535,790</u> | <u>444,004</u> | <u>1,581,803</u> | <u>1,900,490</u> |
| Operating Surplus/(Subsidy) | 33,781 | (9,180) | (4,769) | 57,590 | 14,155 | 47,139 | (535,790) | (444,004) | (144,145) | 235,338 |
| Capital Labor | 0 | 0 | 0 | 0 | 0 | 0 | 0 | 0 | 6,648 | 0 |
| Construction Expenses | 0 | 0 | 0 | 0 | 0 | 0 | 25,000 | (1) | 93,972 | 1,576 |
| Capital Equipment | <u>0</u> | <u>0</u> | <u>0</u> | <u>0</u> | <u>0</u> | <u>0</u> | <u>0</u> | <u>0</u> | <u>10,042</u> | <u>20,482</u> |
| Total Capital Expenditures | 0 | 0 | 0 | 0 | 0 | 0 | 25,000 | (1) | 110,662 | 22,058 |
| Net Surplus/(Subsidy) | 33,781 | (9,180) | (4,769) | 57,590 | 14,155 | 47,139 | (560,790) | (444,003) | (254,807) | 213,280 |

**Cleveland Metroparks
Financial Performance
6/30/2021
Nature Shops and Kiosks**

| | Actual June '20 | Actual June '21 | Fav (Unfav) | Actual YTD June '20 | Actual YTD June '21 | Fav (Unfav) |
|------------------------------|--------------------|--------------------|-----------------|------------------------|------------------------|----------------|
| Retail Revenue | 82,874 | 79,279 | (3,595) | 139,755 | 132,369 | (7,386) |
| OpEx: | | | | | | |
| Salaries and Benefits | 12,161 | 28,257 | (16,096) | 93,880 | 98,093 | (4,213) |
| Contractual Services | 0 | 388 | (388) | 1,492 | 2,701 | (1,209) |
| Operations | <u>16,071</u> | <u>15,425</u> | <u>646</u> | <u>69,014</u> | <u>56,486</u> | <u>12,528</u> |
| Total OpEx | 28,232 | 44,070 | (15,838) | 164,386 | 157,280 | 7,106 |
| Op Surplus/(Subsidy) | 54,642 | 35,209 | (19,433) | (24,631) | (24,911) | (280) |
| CapEx: | | | | | | |
| Capital Labor | 0 | 0 | 0 | 0 | 0 | 0 |
| Construction Expenses | 0 | 0 | 0 | 0 | 0 | 0 |
| Capital Equipment | <u>0</u> | <u>0</u> | <u>0</u> | <u>0</u> | <u>0</u> | <u>0</u> |
| Total CapEx | 0 | 0 | 0 | 0 | 0 | 0 |
| Net Surplus/(Subsidy) | 54,642 | 35,209 | (19,433) | (24,631) | (24,911) | (280) |



**CLEVELAND METROPARKS
ACCOUNTS RECEIVABLE AND INVESTMENTS SCHEDULES
FOR THE MONTH ENDED JUNE 30, 2021**

ACCOUNTS RECEIVABLE

| Current | Past Due | | | | Total |
|-----------|-----------|------------|------------|--------------|-----------|
| | 1-30 Days | 30-60 Days | 60-90 Days | Over 90 Days | |
| \$234,849 | \$16,794 | \$2,765 | \$0 | \$5,721 | \$260,129 |

INVESTMENTS

| Date Placed | Bank | Description | Days of Duration | Rate | Date of Maturity | Interest Earned | EOM Balance |
|-------------|------------------------|------------------|------------------|-------|------------------|-----------------|--------------|
| 06/01/21 | PNC Bank | Money Market (A) | 29 | 0.02% | 06/30/21 | \$1 | \$58,543 |
| 06/01/21 | Fifth Third Securities | Money Market (B) | 29 | 0.00% | 06/30/21 | \$0 | \$3,294 |
| 06/01/21 | STAR Ohio | State pool (C) | 29 | 0.08% | 06/30/21 | \$2,704 | \$41,058,827 |

(A) Government Performance Money Market Account.

Investment balance ranged from \$58,542 to \$58,543 in June 2021 .

(B) Federated Government Money Market Account.

Investment balance ranged from \$3,294 to \$3,294 in June 2021.

(C) State Treasurer's Asset Reserve (STAR Ohio).

Investment balance ranged from \$41,056,084 to \$ 41,058,827.16 in June 2021.

(D) State Treasurer's Asset Reserve Plus Account (STAR Plus)

Investment balance ranged from \$39.62 to \$0 June 2021.

STAR Plus has been discontinued by the State of Ohio and assets have been transferred to STAR Ohio

CLEVELAND METROPARKS
Appropriation Summary - 2021

| Object Code | Object Description | Original Budget | | | Total Prior Budget Amendments | Proposed Amendment #7 7/15/2021 | Total |
|------------------|-------------------------------|-----------------|-------------------------|----------------|-------------------------------|---------------------------------|----------------|
| | | Baseline Budget | Carry Over Encumbrances | Total | | | |
| OPERATING | | | | | | | |
| 51 | Salaries | \$ 52,784,380 | \$ - | \$ 52,784,380 | \$ 76,628 | \$ 13,000 A | \$ 52,874,008 |
| 52 | Employee Fringe Benefits | 18,361,727 | 254,848 | 18,616,575 | 65,847 | - | 18,682,422 |
| 53 | Contractual Services | 14,829,987 | 3,414,251 | 18,244,238 | 86,689 | 93,815 B | 18,424,742 |
| 54 | Office Operations | 23,481,866 | 3,850,870 | 27,332,736 | 347,725 | 315,524 C | 27,995,985 |
| | Operating Subtotal | 109,457,960 | 7,519,969 | 116,977,929 | 576,889 | 422,339 | 117,977,157 |
| CAPITAL | | | | | | | |
| 571 | Capital Labor | 835,000 | - | 835,000 | - | - | 835,000 |
| 572 | Capital Construction Expenses | 20,180,409 | 10,198,670 | 30,379,079 | 7,800,494 | 1,280,244 D | 39,459,817 |
| 574 | Capital Equipment | 2,749,394 | 671,636 | 3,421,030 | 89,072 | 110,120 E | 3,620,222 |
| 575 | Zoo Animals | 45,000 | 5,973 | 50,973 | - | - | 50,973 |
| 576 | Land | 1,855,900 | 33,555 | 1,889,455 | (305,500) | 861,000 F | 2,444,955 |
| | Capital Subtotal | 25,665,703 | 10,909,834 | 36,575,537 | 7,584,066 | 2,251,364 | 46,410,967 |
| TOTALS | | | | | | | |
| Grand totals | | \$ 135,123,663 | \$ 18,429,803 | \$ 153,553,466 | \$ 8,160,955 | \$ 2,673,703 | \$ 164,388,124 |

CLEVELAND METROPARKS

Appropriations 2021 - Legend - Amendment #7

OPERATING

51 SALARIES

- \$ 10,000 Increase in appropriations for Tips for additional operating expenses of The Noshery
Appropriation increase will be covered by increased Charges for Services revenue
- \$ 3,000 Transfer of appropriations from Rock Salt to Seasonal Salaries for contractual instructor
Net budget effect is zero

A \$ 13,000 Total increase (decrease) to Salaries

53 CONTRACTUAL SERVICES

- \$ 28,925 Increase in restricted appropriations for Misc. Contractual Services for grant-related expenditures
Appropriation increase will be covered by new restricted funds from CZS
- \$ 3,000 Transfer of appropriations from Training/Conference to Misc. Contractual Services for new hire PRADCO
Net budget effect is zero
- \$ 3,430 Increase in appropriations for Misc. Contractual Services & Maintenance Contracts for additional operating expenses of The Noshery
Appropriation increase will be covered by increased Charges for Services revenue
- \$ 400 Transfer of appropriations from Credit Card Fees to Misc. Contractual Services for Square fees at Ledge Pool
Net budget effect is zero
- \$ 15,000 Transfer of appropriations from Food & Beverage for Resale to Misc. Contractual Services at Merwin's Wharf
Net budget effect is zero
- \$ 20,000 Increase in restricted appropriations for Misc. Contractual Services related to Zoo CT Scanner
Appropriation increase will be covered by new restricted funds from CZS
- \$ 10,000 Increase in restricted appropriations for Veterinary Consulting for animal wellness needs
Appropriation increase will be covered by new restricted funds from CZS
- \$ (10,000) Transfer of appropriations from Misc. Contractual Services to Minor Computer Equipment for GIS needs
Net budget effect is zero
- \$ 23,060 Increase in restricted appropriations for Misc. Contractual Services associated with grant-related activities
Appropriation increase will be covered by new federal grant monies

B \$ 93,815 Total increase (decrease) to Contractual Services

54 OFFICE OPERATIONS

- \$ 23,329 Increase in restricted appropriations for Misc. Contractual Services for grant-related expenditures
Appropriation increase will be covered by new restricted funds from CZS
- \$ 150,000 Increase in restricted appropriations for Animal Food for necessary expenses
Appropriation increase will be covered by existing restricted funds
- \$ (3,420) Transfer of appropriations from Minor Computer Equipment to Technology Equipment for new computer items
Net budget effect is zero
- \$ (3,000) Transfer of appropriations from Training/Conference to Misc. Contractual Services for new hire PRADCO
Net budget effect is zero
- \$ 10,000 Increase in appropriations for Enterprise Expenses for additional operating expenses of The Noshery
Appropriation increase will be covered by increased Charges for Services revenue
- \$ (400) Transfer of appropriations from Credit Card Fees to Misc. Contractual Services for Square fees at Ledge Pool
Net budget effect is zero
- \$ 500 Increase in restricted fund appropriations for Animal Care for AceWatch dog service
Appropriation increase will be covered by existing restricted funds
- \$ 6,000 Increase in appropriations for Credit Card Expenses at Sleepy Hollow
Appropriation increase will be covered by increased concession revenue
- \$ 12,000 Increase in restricted appropriations for Aggregate and Plant Material for 2021 restricted fund expenditures
Appropriation increase will be covered by existing restricted funds
- \$ (15,000) Transfer of appropriations from Food & Beverage for Resale to Misc. Contractual Services at Merwin's Wharf
Net budget effect is zero
- \$ (1,500) Transfer of appropriations from Minor Computer Equipment to Technology Equipment for new computer items
Net budget effect is zero

CLEVELAND METROPARKS
Appropriations 2021 - Legend - Amendment #7

| | | |
|----|---------|--|
| \$ | (4,000) | Transfer of appropriations from Program Supplies & Maintenance Contracts to Technology Equipment for new computer items Net budget effect is zero |
| \$ | (3,000) | Transfer of appropriations from Rock Salt to Seasonal Salaries for contractual instructor Net budget effect is zero |
| \$ | 123,000 | Increase in restricted appropriations for Animal Care, Food, Medical Supplies and Endocrinology for animal wellness needs Appropriation increase will be covered by new restricted funds from CZS |
| \$ | 10,275 | Increase in appropriations for Bank Fees for armored carrier services during transition of banks Appropriation increase will be covered by a refund from the armored carrier |
| \$ | 10,000 | Transfer of appropriations from Misc. Contractual Services to Minor Computer Equipment for GIS needs Net budget effect is zero |
| \$ | (1,200) | Transfer of appropriations from Books/Publications to Technology Equipment to replace desktop computer Net budget effect is zero |
| \$ | 1,940 | Increase in restricted appropriations for Tools & Minor Equipment associated with grant-related activities Appropriation increase will be covered by new federal grant monies |

C \$ 315,524 Total increase (decrease) to Office Operations

\$ 422,339 TOTAL INCREASE (DECREASE) TO OPERATIONS

CAPITAL

572 CAPITAL CONSTRUCTION EXPENSES

| | | |
|----|-----------|--|
| \$ | 86,500 | Increase in restricted appropriations for Capital Project Expenses for repairs to Big Met cart path bridge Appropriation increase will be recovered by insurance claim by contractor causing damage |
| \$ | 150,000 | Increase in restricted appropriations for Capital Project Expenses for Fosters Run restoration Appropriation increase will be covered by existing restricted funds |
| \$ | 1,043,744 | Increase in restricted appropriations for Capital Project Expenses for Zoo Soaring Eagle Zipline Appropriation increase will be covered by existing restricted funds |

D \$ 1,280,244 Total increase (decrease) to Capital Construction Expenses

574 CAPITAL EQUIPMENT

| | | |
|----|---------|--|
| \$ | 3,420 | Transfer of appropriations from Minor Computer Equipment to Technology Equipment for new computer items Net budget effect is zero |
| \$ | 1,500 | Transfer of appropriations from Minor Computer Equipment to Technology Equipment for new computer items Net budget effect is zero |
| \$ | 4,000 | Transfer of appropriations from Program Supplies & Maintenance Contracts to Technology Equipment for new computer items Net budget effect is zero |
| \$ | 1,200 | Transfer of appropriations from Books/Publications to Technology Equipment to replace desktop computer Net budget effect is zero |
| \$ | 100,000 | Increase in restricted appropriations for Capital Equipment for Lakefront Reservation wheel loader Appropriation increase will be covered by new state grant restricted funds |

E \$ 110,120 Total increase (decrease) to Capital Equipment

576 LAND

| | | |
|----|---------|---|
| \$ | 861,000 | Increase in restricted appropriations for Land Acquisition Expense for upcoming closings Appropriation increase will be covered by existing restricted funds |
|----|---------|---|

F \$ 861,000 Total increase (decrease) to Land

\$ 2,251,364 TOTAL INCREASE (DECREASE) TO CAPITAL

\$ 2,673,703 GRAND TOTAL - INCREASE (DECREASE) FOR AMENDMENT


Brecksville Reservation

Barnes Property - North Royalton



Owner: Bella Katrina Johnson & Maria J. Barnes
 Address: 14774 Bennett Rd.
 PPN: 487-03-027
 Area: ± 2.1 Acres

- Cleveland Metroparks
- Barnes Property
- Roads
- Hydrology
- Facility Footprints
- Parcel
- Trails
- All Purpose Trail
- Connector Trail
- Hiking
- Mountain Biking



The Walter H. Drane Company
Summary of Model Changes
Cleveland Metropolitan Park District Regulations

Cleveland Metropolitan Park District
Summary of Changes to Traffic and General Offenses Codes 2021

Traffic Code
Traffic Code

- 301.153 Low-Speed Micromobility Device. (Adds definition of “low-speed micromobility device.)
- 301.21 Pedestrian. (Adds “personal delivery device” to definitions.)
- 301.49 Vehicle. (Adds “low-speed micromobility device” to the exclusions.)
- 331.31 Wearing Earplugs or Earphones Prohibited. (Expands definitions for earphones and earplugs. Adds exception for hearing protection while operating a motorcycle.)
- 335.04 Certain Acts Prohibited. Expands prohibited acts in subsection (a)(5).)
- 335.09 Display of License Plates or Validation Stickers; Temporary License Placard. (License plate and temporary license placard to be displayed on the rear of vehicle.)
- 335.091 Operating Without Dealer or Manufacturer License Plates. (Adds new section regulating operating a manufacturer or dealer vehicle without license plates or placards.)
- 371.12 Operation of Personal Delivery Device on Sidewalks and Crosswalks. (Adds new section regulating personal delivery devices.)
- 371.13 Low-Speed Micromobility Devices. (Adds new section regulating low-speed micromobility devices.)
- 373.10 Motorized Bicycle Operation, Equipment and License. (Adds ORC provisions.)
- 373.11 Electric Bicycles. (Adds exception for law enforcement officer using an electric bicycle.)

General Offenses Code

- 509.14 Making False Alarms. (Adds regulations for critical infrastructure facility.)
- 513.01 Drug Abuse Control Definitions. (Amends definition (x) and (rr)(22).)
- 529.01 Liquor Control Definitions. (Completely rewrites section to comply with ORC 4301.01 and 4301.244.)
- 533.07 Procuring; Engagement in Sexual Activity for Hire. (Adds regulation for sexual activity for hire.)
- 533.08 Soliciting. (Revises regulations to comply with ORC 2907.24)
- 533.09 Loitering to Engage in Solicitation. (Adds regulations for carriers of a virus.)
- 533.10 Prostitution. (Adds regulations for carriers of a virus.)
- 537.02 Vehicular Homicide and Manslaughter. (Amends sentencing provisions.)
- 537.16 Criminal Child Enticement. (Deleted. This section was based on ORC 2905.05. The Ohio Supreme Court held that ORC 2909.05(A) was unconstitutionally overbroad in violation of the First Amendment.)
- 541.06 Criminal Mischief. (Adds regulations for critical infrastructure facility and penalties.)
- 541.07 Criminal Trespass. (Adds regulations for critical infrastructure facility.)
- 541.071 Aggravated Trespass. (Adds regulations for critical infrastructure facility.)

RESOLUTION NO. 21-07-086

The following vouchers have been reviewed as to legality of expenditure and conformity with the Ohio Revised Code.

Attest: _____

Chief Financial Officer

BE IT RESOLVED, that the payment of the following items, which may include Then and Now Certificates, are ratified by the Board of Park Commissioners. All expenditures have been reviewed and approved for payment by the Chief Financial Officer and Chief Executive Officer in accordance with the by-laws of the Board of Park Commissioners.

Wire Transfer dated June 11, 2021 in the amount of \$79,472.65

Direct Disbursement dated June 11, 2021 in the amount of \$7,992.12

Printed Checks dated June 11, 2021 in the amount of \$1,016,936.84

Wire Transfer dated June 18, 2021 in the amount of \$5,518.33

Direct Disbursement dated June 18, 2021 in the amount of \$612.50

Printed Checks dated June 18, 2021 in the amount of \$1,448,004.81

Wire Transfer dated June 25, 2021 in the amount of \$78,447.65

Printed Checks dated June 25, 2021 in the amount of \$1,106,613.54

Printed Checks dated July 2, 2021 in the amount of \$2,220,372.74

Net Payroll dated May 23, 2021 to June 5, 2021 in the amount of \$1,335,357.13

Withholding Taxes in the amount of \$310,550.74

Net Payroll dated June 6, 2021 to June 19, 2021 in the amount of \$1,544,479.92

Withholding Taxes in the amount of \$350,544.20

Bank Fees/ADP Fees in the amount of \$50,120.81

Cigna Payments in the amount of \$507,804.14

ACH Debits (First Energy; Sales Tax) in the amount of \$139,176.29

JP Morgan Mastercard/Mastercard Travel Card dated June 6, 2021 to July 3, 2021 in the amount of \$324,664.67

Total amount: \$10,526,669.08

PASSED: July 15, 2021

Attest: _____

President of The Board of Park Commissioners

Chief Executive Officer

RECOMMENDED ACTION:

That the Board of Park Commissioners approves **Resolution No. 21-07-086** listed above.

RESOLUTION NO. 21-07-087

The following vouchers have been reviewed as to legality of expenditure and conformity with the Ohio Revised Code.

Attest: _____

Chief Financial Officer

BE IT RESOLVED, that the payment of the following items, which may include Then and Now Certificates, are ratified by the Board of Park Commissioners. All expenditures have been reviewed and approved for payment by the Chief Financial Officer and Chief Executive Officer in accordance with the by-laws of the Board of Park Commissioners.

JP Morgan Mastercard-Arborwear dated June 6, 2021 to July 3, 2021 in the amount \$123.57

Total amount: \$123.57

PASSED: July 15, 2021

Attest: _____

President of The Board of Park Commissioners

Chief Executive Officer

RECOMMENDED ACTION:

That the Board of Park Commissioners approves **Resolution No. 21-07-087** listed above.